


High Accuracy For Harsh Environment




Consistent Accuracy

Vibration, wind and temperature variances are outside influences that can cause errors in your formulations or mistakes in counting. The PBK9 Weighing Platforms virtually eliminate those risks, thanks to the Monobloc load cell and the robust design of the scale body, which absorbs environmental interference.



Smart Load-Cell Technology

The load cell, with Monobloc technology, is at the core of the PBK9 Weighing Platforms and guarantees the highest precision and reliability. A robust load – cell housing features integrated overload protection and durable mechanical interfaces. This ensures stable weight values for many years of intensive use.



Functional Design

The unique construction of the platform makes it suitable for a variety of challenging environments. The overload protection in combination with the built-in lever and bearing mechanical structure ensures the scale maintains peak performance regardless of the application.



Hazardous Environments

When working in a hazardous environment, safety is key. The PBK9 Weighing Platforms are approved for the use in hazardous areas for Category 3 / Division 2 and Category 2 / Division 1 for top performance in gaseous and dusty environments.



PBK9 Bench Platforms

Accurate – Reliable – Robust – Versatile

Accurate weighing helps you manage raw materials, ensure compliance with regulations and improve your product quality. For bench scale applications that require reliability with the best accuracy available, the PBK9 Weighing Platforms provide industry-leading performance. The wide range of platforms with nine capacities from 600 grams to 300 kilograms in five different sizes makes it suitable for a variety of applications and industries. The PBK9 Weighing Platforms can be connected to numerous METTLER TOLEDO terminals resulting in top-class weighing systems with benefits such as

- 30 000e resolution in legal-for-trade applications
- Up to 750 000d resolution for non-approved applications
- For safe as well as hazardous areas Category 3 / Division 2 and Category 2 / Division 1
- IP66/IP68 Ingress Protection
- Easy maintenance with built-in calibration weight

High Precision Bench Platforms Model Specific Data



Models		XS	A		AB			B		CC	
	unit	XS 0.61	A3	A6	AB15	AB30	AB60	B60	B120	CC150	CC300
Maximum Capacity	[kg]	0.61	3	6	15	30	60	60	120	150	300
Readability											
Accuracy Class II Single Range											
60 000e / 30 000e / 24 000e	[g]	0.01	0.1	0.2	0.5	1	2	2*	5*	5*	10*
15 000e / 12 000e	[g]	–	0.2	0.5	1	2	5	5	10	10	20
7 500e / 6 000e	[g]	–	0.5	1	2	5	10	10	20	20	50
Accuracy Class III 3x10 000e Multi Interval											
Max1 / e1	[kg/g]	–	1/0.1	2/0.2	5/0.5	10/1	20/2	20/2	50/5	50/5	100/10
Max2 / e2	[kg/g]	–	2/0.2	5/0.5	10/1	20/2	50/5	50/5	100/10	100/10	200/20
Max3 / e3	[kg/g]	–	3/0.5	6/1	15/2	30/5	60/10	60/10	120/20	150/20	300/50
Recommended Readability (min.) Single Range											
750 000d / 600 000d	[g]	0.001	0.005	0.01	0.02	0.05	0.1	0.1	0.2	0.2	0.5
300 000d / 240 000d	[g]	0.002	0.01	0.02	0.05	0.1	0.2	0.2	0.5	0.5	1
75 000d / 60 000d	[g]	0.01	0.05	0.1	0.2	0.5	1	1	2	2	5
Maximum Permissible Error at maximum load (Limit Values, approved platforms only)											
Class II, Single Range, 60 000e / 30 000e / 24 000e	[g]	0.015	0.15	0.3	0.75	1.5	3	3	7.5	7.5	15
Class III, Multi Interval, 3x10 000e	[g]	–	0.75	1.5	3	7.5	15	15	30	30	75
Minimum Capacities (approved platforms only)											
Class II, Single Range, 30 000e / 24 000e	[kg]	–	0.0005	0.01	0.025	0.005	0.1	0.1	0.25	0.25	0.05
Class II, Single Range, 15 000e / 12 000e	[kg]	–	0.01	0.025	0.005	0.1	0.25	0.25	0.05	0.05	1
Class II, Single Range, 7 500e / 6 000e	[kg]	–	0.025	0.005	0.1	0.25	0.05	0.05	1	1	2.5
Class III, Multi Interval, 3x10 000e	[kg]	–	0.002	0.004	0.01	0.02	0.04	0.04	0.1	0.1	0.2
Zero-setting and Preload Range											
Zero-setting range	[kg ±]	0.0122	0.06	0.12	0.3	0.6	1.2	1.2	2.4	3	6
Preload range	[kg]	0.1098	0.54	1.08	2.7	5.4	10.8	10.8	21.6	27	54
Maximum Static Safe Load											
Central load	[kg]	2	20	20	50	50	80	150	150	500	500
Side load	[kg]	1.5	15	15	40	40	60	100	100	300	300
Corner load	[kg]	1	10	10	30	30	40	50	50	150	150
Typical Values**											
Repeatability sd (at max. load)	[g]	0.0008	0.005	0.01	0.02	0.04	0.1	0.1	0.2	0.2	0.4
Error of Indication typ. (at half load)	[g]	0.004	0.03	0.05	0.08	0.2	0.4	0.6	1.2	1.2	2
Error of Indication typ. (at full load)	[g]	0.01	0.05	0.1	0.2	0.4	0.6	0.8	1.5	1.5	2.5
Eccentric load deviation typ (at 1/3 of max. load in the middle of one quadrant)											
Class II, Single Range, 7 500e / 6 000e	[g]	–	0.07	0.14	0.35	0.7	1.4	2.1	5.3	5.3	10.5
Class II, Single Range, 30 000e / 24 000e / 15 000e / 12 000e	[g]	0.007	0.07	0.14	0.35	0.7	1.4	1.6	3.5	3.5	7
Class III, Multi Interval, 3x10 000e	[g]	–	0.07	0.14	0.35	0.7	1.4	2.1	5.3	5.3	10.5
Minimum Weight typ.***	[g]	0.16	1	2	4	8	20	20	40	40	80

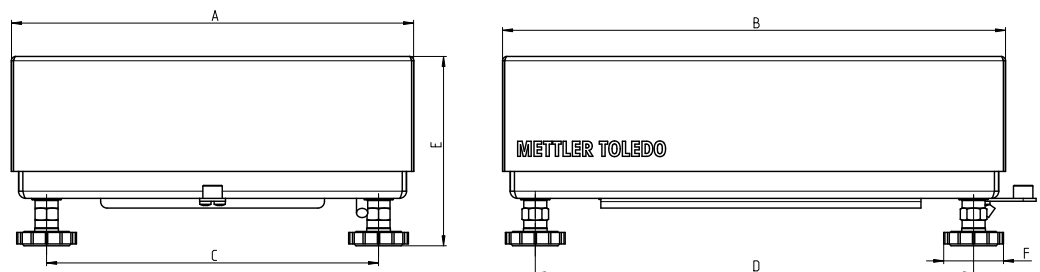
Readability in **bold** letters enable the use of an auxiliary indicating device to display d, where $d = e/10$

* Requires installation by a METTLER TOLEDO Service Technician and appropriate environmental conditions

** at room temperature and stable environmental conditions without vibration and draft, with automated weight placement

*** The minimum weight achievable depends on the settings of the weighing device, the tare vessel as well as the environment. The minimum weight of your device in situ can therefore be smaller or larger than the typical values published, for which METTLER TOLEDO takes no responsibility. The determination of the minimum weight on site is documented in GWP® Verification. The minimum weight is calculated at the minimum recommended readability and a process tolerance of 1%.

Dimensional Drawings



Dimensions [mm]	Models						
	XS weighing platform	XS load plate	A weighing platform	A load plate	AB	B	CC
A	210	130	275	240	280	400	600
B	250	160	345	300	350	500	800
C	173	–	231	–	231	337	503
D	213	–	305	–	305	431	724
E	115-127	–	135-147	–	132-144	127-152	130-155
F	40	–	40	–	40	35	35

The actual dimensions of the scale may be slightly different from the values in the above table. Please reach out to METTLER TOLEDO for technical drawings if there are critical requirements for the scale dimensions.

High Precision Bench Platforms General Specifications

Models			XS	A	AB	B	CC
Material							
Weighing Platform Material	Stainless steel AISI304	Standard	•	•	•	•	•
	Mild steel powder coated, blue	Standard				•	•
Weighing Platform Surface	Stainless steel models: Glas bead blasted Ra < 3 µm	Standard		•	•	•	•
	Stainless steel: brushed Ra < 0.8 µm	Standard	•				
Load Plate Material	Stainless steel AISI304	Standard	•	•	•	•	•
	Stainless steel AISI316	Option		•	•	•	•
Load Plate Surface	Brushed Ra < 0,8 µm	Standard	•	•	•	•	•
Shock absorber	Nitrile Butadiene Rubber (NBR)	Standard		•	•	•	•
Foot	Chloroprene - Caoutchouc (CR)	Standard	•	•	•		
	Ethylene Propylene Diene Monomer Rubber (EPDM)	Standard				•	•
Membrane	Silicone	Standard	•	•	•	•	•
Blind Plugs	Polyethylen (PE)	Standard				•	•
Connecting Cable safe area	Polyurethane (PU)	Standard	•	•	•	•	•
Connecting Cable hazardous area Category 3/Division 2 and Category 2/Division 1	Thermoplastic Polyether-Polyurethane-U	Standard		•	•	•	•
Load Cell	Stainless Steel (AISI304), brushed, e-polished	Standard	•	•	•	•	•
Ingress Protection							
XS Weighing Platform	IP54	Standard	•				
Other standard weighing platforms	IP66/68	Standard		•	•	•	•
Hazardous Area Approval*							
ATEX / IECEx	3G / 3D - Load Cell MPGL: BVS 17 ATEX E 131 X* / IECEx BVS 16.0064X* II 3G Ex nA IIC T6 Gc, II 3D Ex tc IIIC T60°C Dc, -10°C ≤ Ta ≤ +40°C	Option		•	•	•	•
	2G / 2D - Load Cell MPXL: BVS 10 ATEX E 026 X* / IECEx BVS 17.0018X* II 2G Ex ib IIC T4 Gb, II 2D Ex ib IIIC T50°C Db, -10°C ≤ Ta ≤ +40°C	Option		•	•	•	•
cFMus	Division 2 / Zone 2/22 Load Cell MPGL: FM17US0139X* / FM17CA0075X* NI Class I, II, III Division 2 Groups A, B, C, D, E, F, G T6 Class I Zone 2 IIC T6 Zone 22 IIIC T60°C -10°C ≤ Ta ≤ +40°C	Option		•	•	•	•
	Division 1 / Zone 1/21 Load Cell MPXL: FM17US0324X* / FM17CA0163X* IS Class I Division 1 Groups A, B, C, D T4 IS Class II, III Division 1 Groups E, F, G T6 Class I Zone 1 AEx/Ex ib IIC T4 Zone 21 AEx/Ex ib IIIC T50°C -10°C ≤ Ta ≤ +40°C	Option		•	•	•	•
Resolution (The resolution is dependent on the weighing platform model)							
Class III, Multi Interval, 3x10 000e		Standard		•	•	•	•
Class II, Single Range, 1 x 60 000e		Standard	•				
Class II, Single Range, 1 x 6 000e / 1 x 7 500e		Option	•	•	•	•	•
Class II, Single Range, 1 x 15 000e / 1 x 12 000e		Option	•	•	•	•	•
Class II, Single Range, 1 x 30 000e / 1 x 24 000e		Option	•	•	•	•••	•••
1 x 60 000d / 1 x 75 000d		Option	•	•	•	•	•
1 x 300 000d / 1 x 240 000d		Option	•	•	•	•	•
1 x 600 000d / 1 x 750 000d		Option	•	•	•	•	•
Temperature Range							
Approved Application							
Accuracy Class II	+ 10°C... + 30°C		•				
	0°C ... + 40°C			•	•	•	•
Accuracy Class III	0°C ... + 40°C			•			
	- 10°C ... + 40°C				•	•	•
Non-Approved Application							
In Operation (Safe Area)	- 20°C ... + 60°C		•	•	•	•	•
In Operation (Category 3/Division 2 and Category 2/Division 1)	-10°C ... + 40°C		•	•	•	•	•
For Storage	- 20°C ... +70°C		•	•	•	•	•
Warm up time (depend on resolution)							
Typically 30 min							
Scale Interfaces							
SICSpro	MT - SICS command set, (Standard/Category3 /DIV2: RS422, Category 2/DIV1: Ex-i CL)	Standard					
IDNet via ACC409xx adapter	SICSpro - IDNet signal converter (cable)	Option					
Cable length Safe Area	0.5m, 2.5m, 5m, 10m, 20m	Option					
Cable length Category 3 /Division 2	2.5m, 5m, 10m, 20m	Option					
Cable length Category 2 /Division 1	0.125m, 1.5m, 5m, 10m, 20m	Option					

* Product Compliance Document System: <https://www.mt.com/us/en/home/search/compliance.html>


** Requires installation by a METTLER TOLEDO Service Technician and appropriate environmental conditions and appropriate weights

Model designation examples:

PBK989-AB15 bench platform with frame in stainless steel, AB-Size (280 mm x 350 mm), capacity 15 kg

PBK987-CC300 bench platform with frame in mild steel powder coated, CC-Size (600 mm x 800 mm), capacity 300 kg

Connection to Terminals

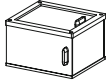

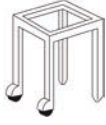


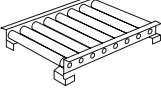







Terminals with **SICSpro** interface



Terminals with **IDNet** interface can be ACC409xx adapter.

Accessories

Article Number	Designation	Description	Picture
72262929	Wind shield XS	For the XS Model included in delivery (for use in the safe area only)	
30549166	Smart Weighing Platter A3/A6	Smart Platter as accessory for installed based. Please note: technician needed to reset the zero point of the existing scale.	
00503631	Bench Stand B powder coated	For B-Model: Rigid frame construction, 2 feet with casters, 1 fixed foot with screw adjustment. Height approx. 560 mm For CC-Model: Rigid frame construction, 2 feet with casters, 1 fixed foot with screw adjustment. Height approx. 560 mm	
00503632	Bench Stand B stainless steel		
00504853	Bench Stand CC powder coated		
00504854	Bench Stand CC stainless steel		
00504127	Pillar Support mild steel	For B-Model and CC-Model: For mounting terminals on stand incl. Fastenings	
00504128	Pillar Support stainless steel		
72198702	Column stainless steel	For A, AB and B Model Height: 330 mm	
72198703	Column stainless steel	For A, AB and B Model: Height: 660 mm	
30640396	Roller track 400x500 galvanized	For size B Model	
30640798	Roller track 600x800 galvanized	For size CC Model	
30640393	Roller track 400x500 stainless	For size B Model	
30640395	Roller track 600x800 stainless	For size CC Model	
30242222	Cable M12 RS422 SICSpro 12P/6P 0,5m	Cables for safe area	
30242223	Cable M12 RS422 SICSpro 12P/6P 2,5m	Cables for safe area	
30242224	Cable M12 RS422 SICSpro 12P/6P 5m		
30242226	Cable M12 RS422 SICSpro 12P/6P 10m		
30242225	Cable M12 RS422 SICSpro 12P/6P 20m		
30242227	Cable M12 RS422 SICSpro 12P/6P 100m		
30242229	Cable M12 RS422 SICSpro 2,5m Ex2	Cables for hazardous area (Cat 3, DIV2)	
30242230	Cable M12 RS422 SICSpro 5m Ex2		
30242231	Cable M12 RS422 SICSpro 10m Ex2		
30242232	Cable M12 RS422 SICSpro 20m Ex2		
30267157	Cable M12 6p 0,125m Ex1	Cables for hazardous area (Cat 2, DIV1)	
30267158	Cable M12 6p 1,5m Ex1		
30267159	Cable M12 6p 5m Ex1		
30267190	Cable M12 6p 10m Ex1		
30337109	Cable M12 6p 20m Ex1		
22026963	ACC409xx	Adapter to convert SICSPro signal into IDNet for use in safe area and Category 3	

Explore Our Service Solutions

Tailored to Fit Your Equipment Needs

METTLER TOLEDO Service delivers resources to enhance your efficiency, performance, and productivity by providing service packages that fit your operational needs, maximize your equipment lifetime, and protect your investment.

► www.mt.com/IND-Service



Start with professional installation

Installation services include support for your unique production situation:

- Professional IQ/OQ/PQ/MQ documentation
- Initial calibration and confirmation of fit-for-purpose
- Hazardous area installations



Extend your warranty coverage

Add two years of preventive maintenance and repair coverage to protect your equipment purchase and achieve maximum productivity and budget control.



Calibrate for quality and compliance

The professional Accuracy Calibration Certificate (ACC) determines measurement uncertainty in use over the entire weighing range. Corresponding annexes give a clear pass/fail statement for specific tolerances applied, such as fit-for-purpose (GWP®), OIML R76, NTEP HB44, or further regulations.



Schedule maintenance

Full preventative maintenance plans offer inspection, functional testing, and proactive replacement of worn parts.

Health inspections offer a full assessment of current equipment condition with professional maintenance recommendations.



Maintain accuracy over time

Receive professional guidance (GWP® Verification™), including a routine testing plan that specifies four key factors to maximize your efficiency and ensure quality:

- Tests to perform
- Weights to use
- Testing frequency
- Tolerances to apply

METTLER TOLEDO Service

Our extensive service network is among the best in the world and ensures maximum availability and service life of your product.

www.mt.com

For more information

METTLER TOLEDO Group

Industrial Division

Local contact: www.mt.com/contacts

Subject to technical changes

©07/2023 METTLER TOLEDO. All rights reserved

Document No. 30237983 C

MarCom Industrial

